



**CAMUS**  
Zero Carbon Grid Orchestration

# ESIG Plenary: Spring 2026 Technical Workshop

Astrid Atkinson, CEO & Co-Founder



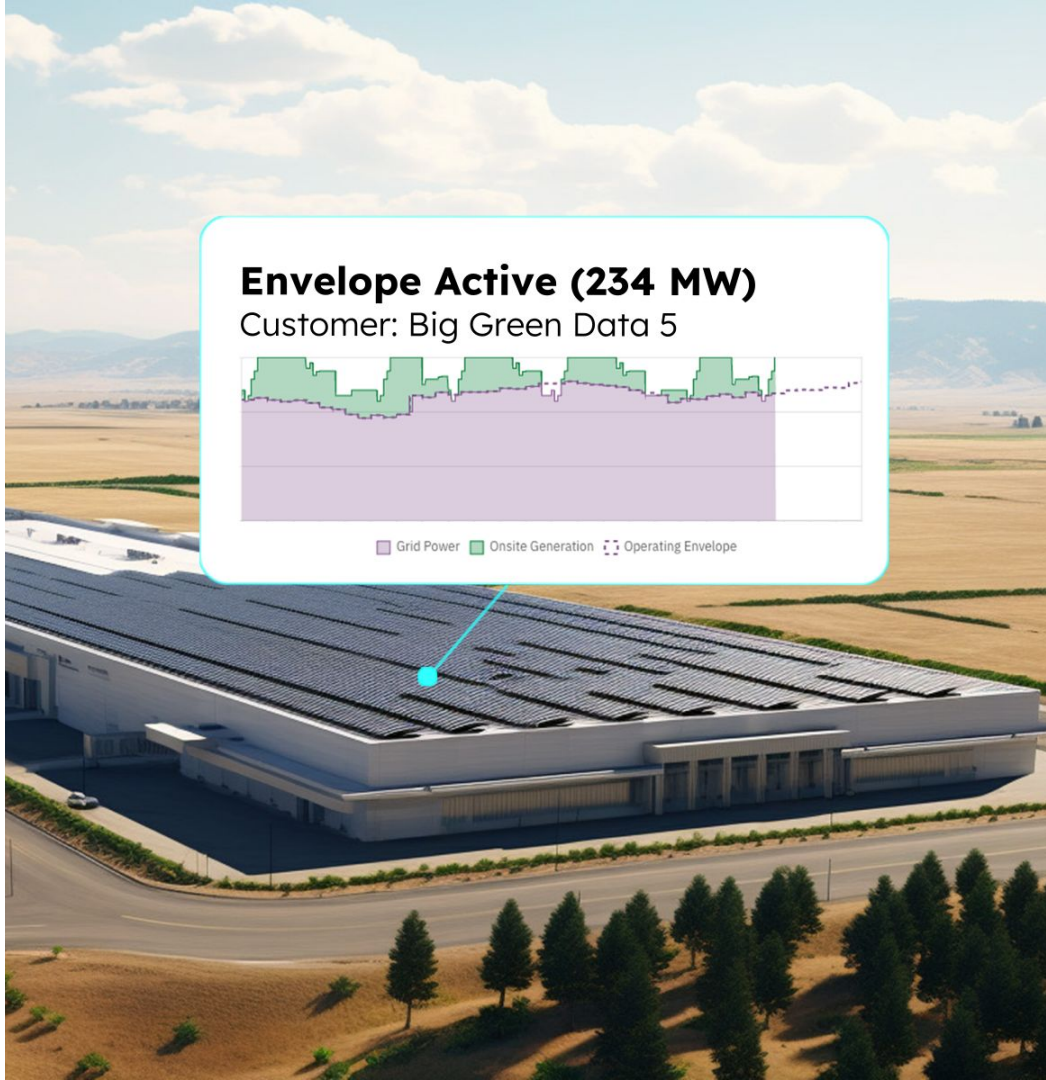
# The fastest path to power is flexible interconnection

With Camus, utilities interconnect data centers and local generation 3–5 years sooner, using flexible operating limits to protect grid reliability while infrastructure upgrades are completed.

PARTNERING WITH:



[www.camus.energy](http://www.camus.energy)



## Envelope Active (234 MW)

Customer: Big Green Data 5



Grid Power Onsite Generation Operating Envelope

# Using flexibility to unlock grid capacity for large loads



Generation and energy storage

⚠️ Generation availability

⚠️ Transmission availability

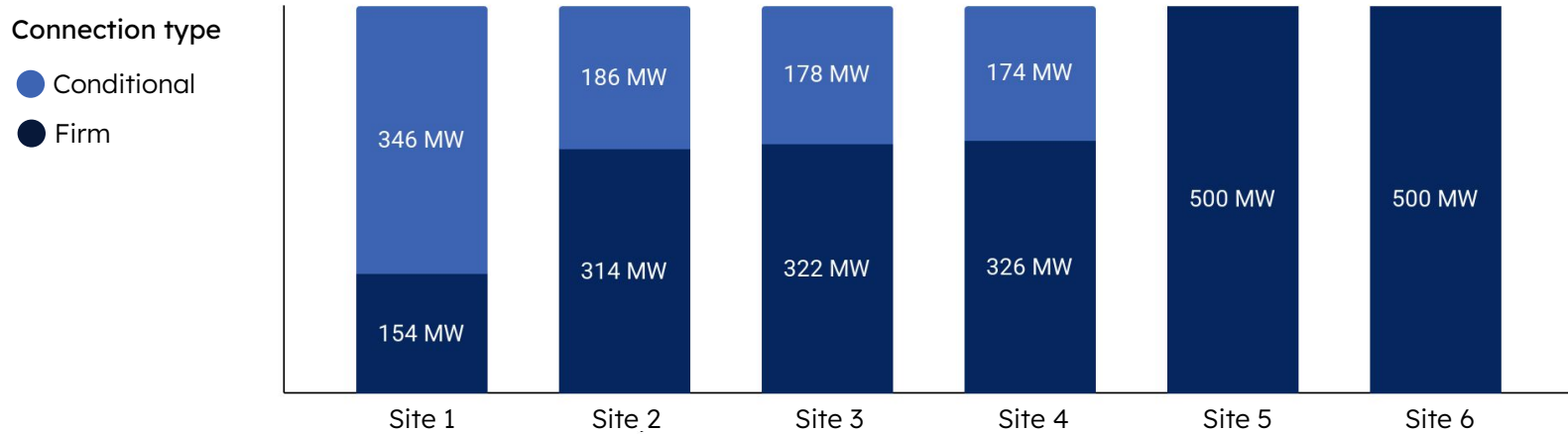


Grid power available >99% of hours  
Normal operations with 99.999% reliability

- FLEX STACK**
- On-site generation (gas generator)
- Battery storage
- Compute flexibility
- Off-site flexibility (virtual power plant)

# Case study: Google & Mid-Atlantic Utility

Across six potential sites, we identified **+884 MW** of additional grid connection available today

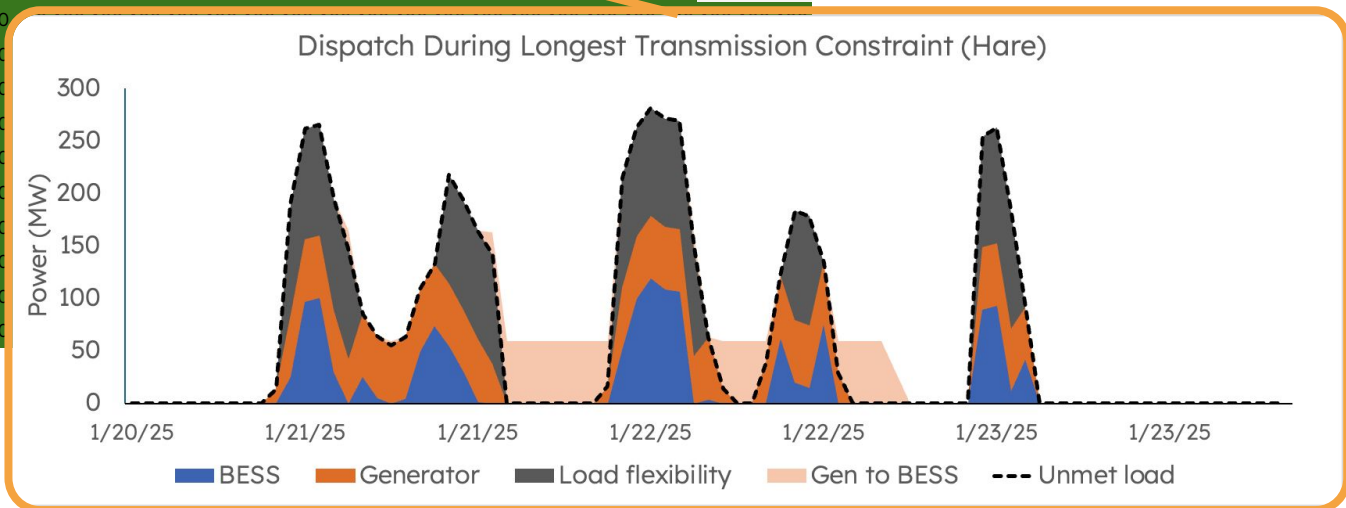


Change in MW connection	2.3x	1.6x	1.6x	1.5x	No change	No change
Transmission curtailment	35 hours	13 hours	11 hours	7 hours	0 hours	0 hours
Generation curtailment	32 hours	32 hours	32 hours	32 hours	32 hours	32 hours
Grid availability	>99%	>99%	>99%	>99%	>99%	>99%

# On-site or co-located resources are dispatched 40-70 hours annually to manage grid constraints

Daily minimum deliverable power (% of peak demand) – based on transmission capacity (Site 1: Hare)

	1	2	3	4	5	6	7	8	9	10	11	12	13	14	15	16	17	18	19	20	21	22	23	24	25	26	27	28	29	30	31
Jan	100	100	100	100	100	100	100	100	100	100	100	100	100	100	100	100	100	100	100	100	47	44	48	100	100	100	100	100	100	100	100
Feb	100	100	100	100	100	100	100	100	100	100	100	100	100	100	100	100	100	100	100	100	100	100	100	100	100	100	100	100	100	100	100
Mar	100	100	100	100	100	100	100	100	100	100	100	100	100	100	100	100	100	100	100	100	100	100	100	100	100	100	100	100	100	100	100
Apr	100	100	100	100	100	100	100	100	100	100	100	100	100	100	100	100	100	100	100	100	100	100	100	100	100	100	100	100	100	100	100
May	100	100	100	100	100	100	100	100	100	100	100	100	100	100	100	100	100	100	100	100	100	100	100	100	100	100	100	100	100	100	100
Jun	100	100	100	100	100	100	100	100	100	100	100	100	100	100	100	100	100	100	100	100	100	100	100	100	100	100	100	100	100	100	100
Jul	100	100	100	100	100	100	100	100	100	100	100	100	100	100	100	100	100	100	100	100	100	100	100	100	100	100	100	100	100	100	100
Aug	100	100	100	100	100	100	100	100	100	100	100	100	100	100	100	100	100	100	100	100	100	100	100	100	100	100	100	100	100	100	100
Sep	100	100	100	100	100	100	100	100	100	100	100	100	100	100	100	100	100	100	100	100	100	100	100	100	100	100	100	100	100	100	100
Oct	100	100	100	100	100	100	100	100	100	100	100	100	100	100	100	100	100	100	100	100	100	100	100	100	100	100	100	100	100	100	100
Nov	100	100	100	100	100	100	100	100	100	100	100	100	100	100	100	100	100	100	100	100	100	100	100	100	100	100	100	100	100	100	100
Dec	100	100	100	100	100	100	100	100	100	100	100	100	100	100	100	100	100	100	100	100	100	100	100	100	100	100	100	100	100	100	100



Dispatch of on-site resources during longest transmission grid constraint (Site 1: Hare)



# CAMUS

Zero Carbon Grid Orchestration

THANKS!  
ASTRID@CAMUS.ENERGY