

Transmission Planning for the Future

ESIG Webinar
January 26, 2021

Rob Gramlich

www.gridstrategiesllc.com

@RobGramlichDC



Grid
Strategies LLC

“To respond to the challenge of climate change, we need ambitious investments in our electrical grid. Solar, wind and other renewable energy sources are booming, moving us toward a carbon-free future. But we need a way to connect all this clean energy to our homes. Modernizing our outdated transmission network will create jobs, grow our economy – and allow responsibly sited, cleaner energy to thrive.”

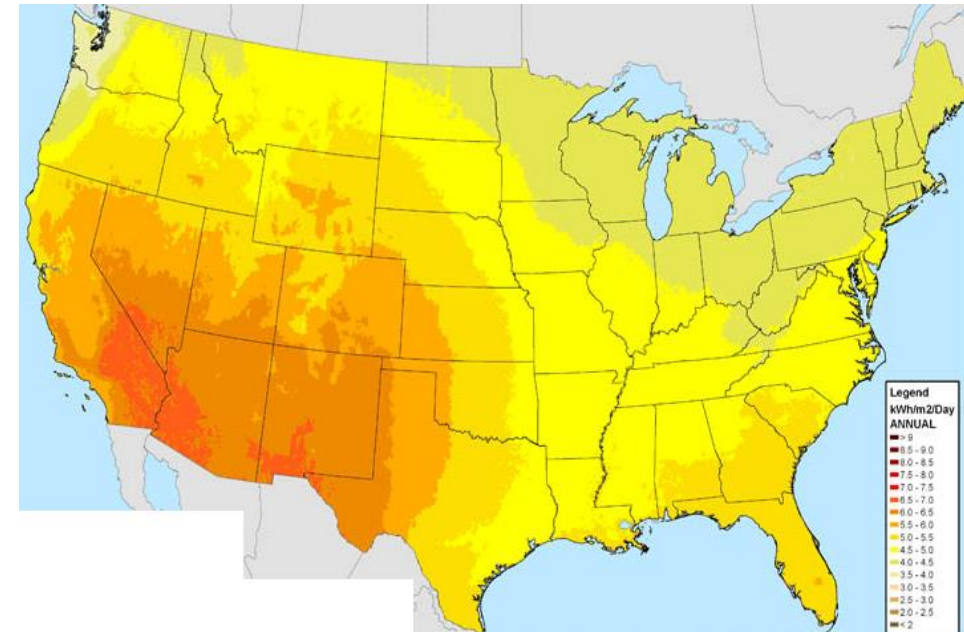
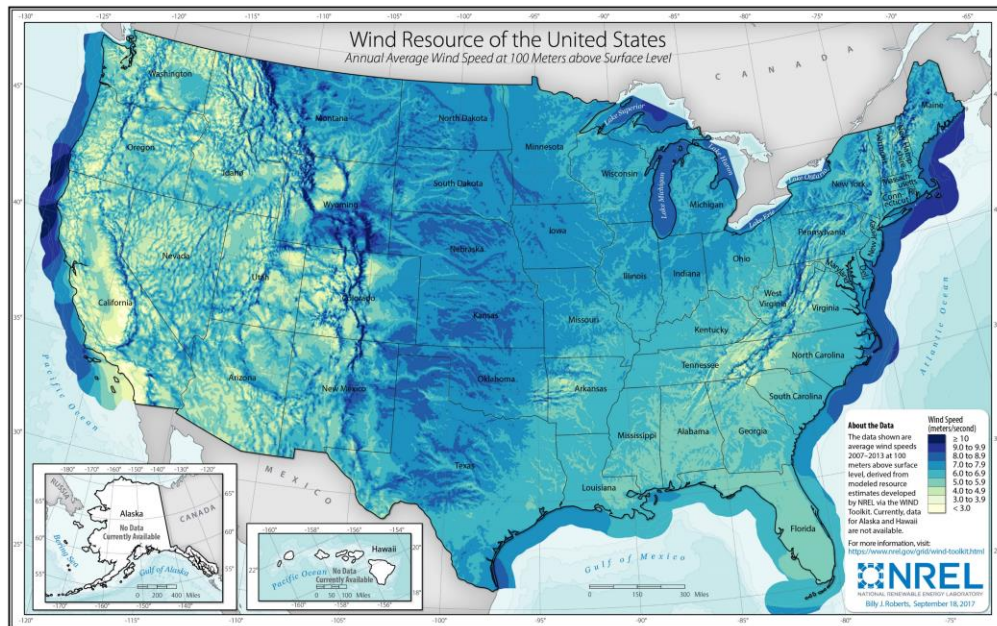
--Gina McCarthy, National Climate Advisor



Transmission and Renewable Energy

Inescapable physical properties

1. Best wind and solar far from load. 88% in 15 central states.
2. Regional exchange allows system balancing with higher penetration
3. Transmission supports weak parts of grid as generators retire, system inertia declines



NREL Wind (left, 100m height) and Solar (right) Resource Maps

<https://windexchange.energy.gov/maps-data/319> , https://www.nrel.gov/gis/images/map_pv_us_annual10km_dec2008.jpg

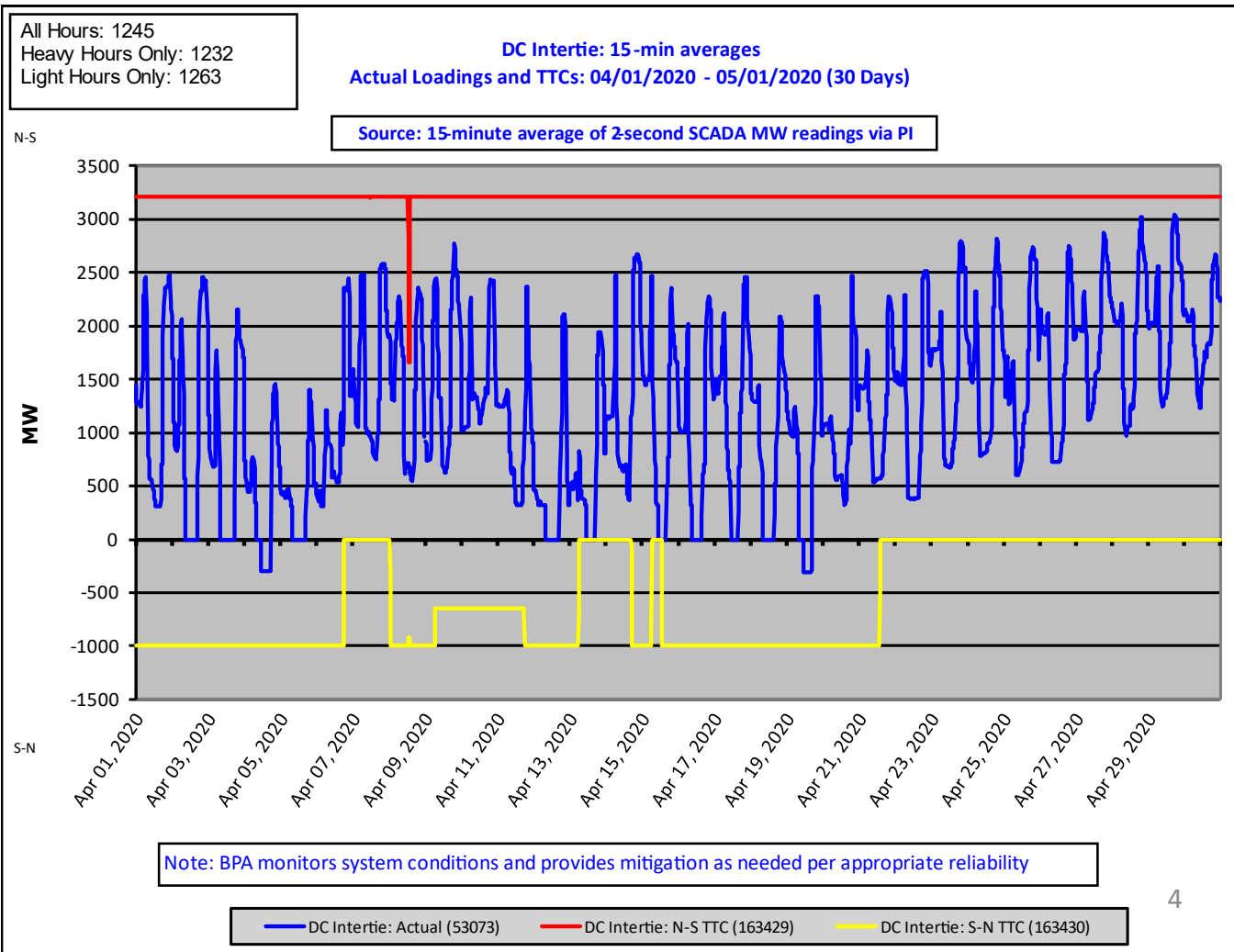


How High Penetration Renewable Systems Operate

10s of GWs move back and forth

Daily, seasonal patterns

Actual flows, Pacific DC Intertie



Modeled flows NREL Seam study

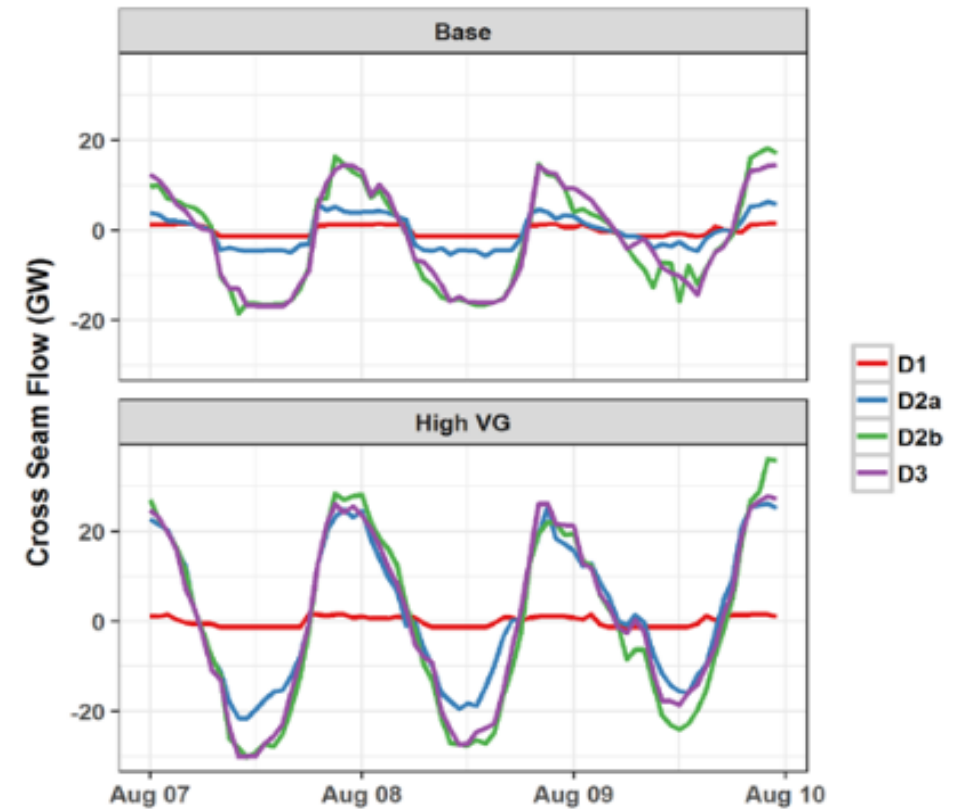
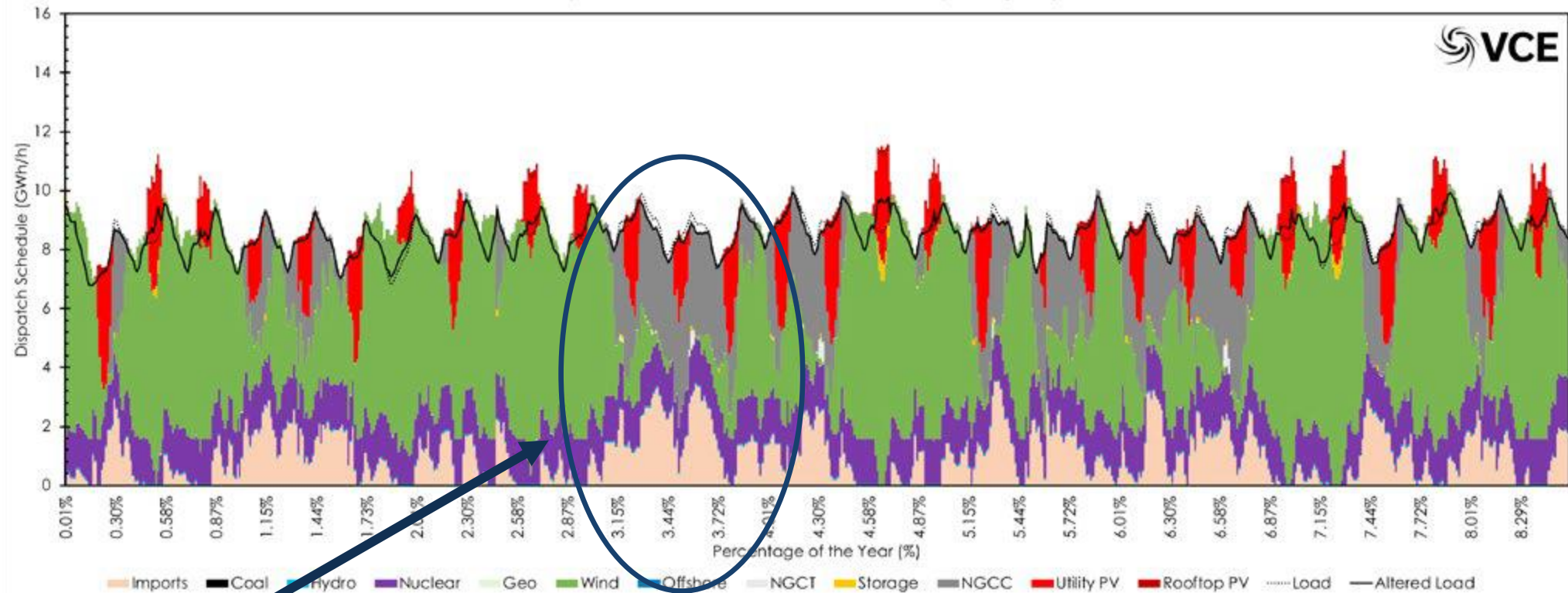


Fig. 3. Cross-seam transmission power flow (B2B and HVDC) during the coincident peak load period. A positive flow is a net export from the EI to the WI; a negative flow is a net import into the EI from the WI. Times are Eastern Standard Time.

Meeting demand in all hours in decarbonized system

Requires imports via transmission (beige)
and flexible firm resources (gray)

Example Minnesota-wide Winter Economic Dispatch (2030)



- Multi-Day periods of low wind+solar, usually winter. Served by **imports** and firm resources.

• Source: Clack, VCE, Minnesota/Eastern Interconnection study. See also E3, EFI, VCE, Brattle, Jenkins/MIT et al., Gridlab/UC Berkeley, NREL, LBNL, IEA, ESIG, other studies 5



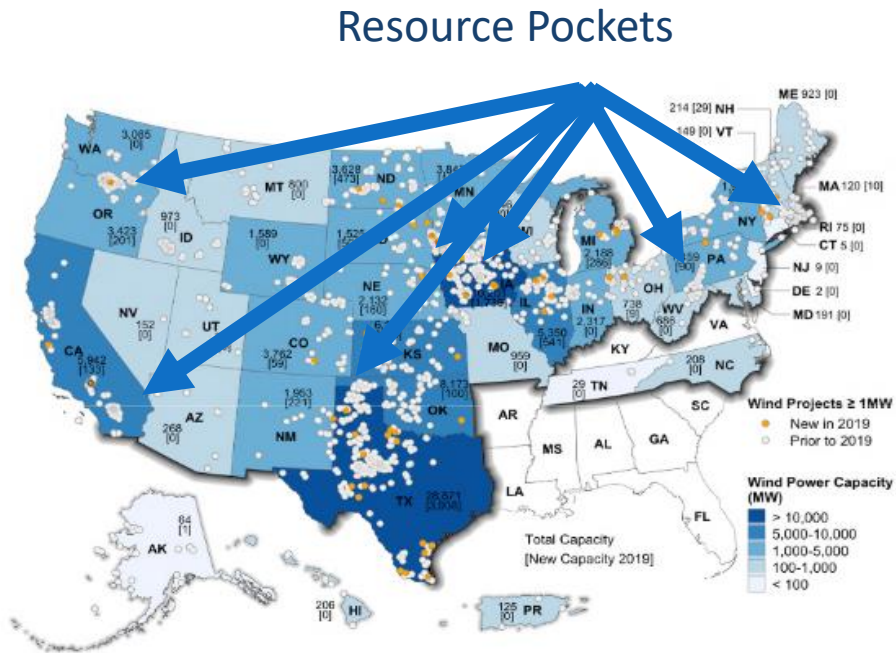
Transmission is #1 resilience measure

- NYISO: “[R]esiliency is closely linked to the importance of maintaining and expanding interregional interconnections, [and] the building out of a robust transmission system”. <https://elibrary.ferc.gov/eLibrary/filedownload?fileid=14838201>
- ISO-NE: “The system’s ability to withstand various transmission facility and generator contingencies and move power around without dependence on local resources under many operating conditions . . . , results in a grid that is, as defined by the Commission, resilient.” <https://elibrary.ferc.gov/eLibrary/filedownload?fileid=14837903>
- National Academies of Sciences: “As the complexity and scale of the grid as a cyber-physical system continues to grow, there are opportunities to plan and design the system to reduce the criticality of individual components and to fail gracefully as opposed to catastrophically.” https://www.nap.edu/login.php?record_id=24836



Generation is stuck in interconnection queues

- 734 GW of generation, 90% renewables stuck in queues, end of 2019

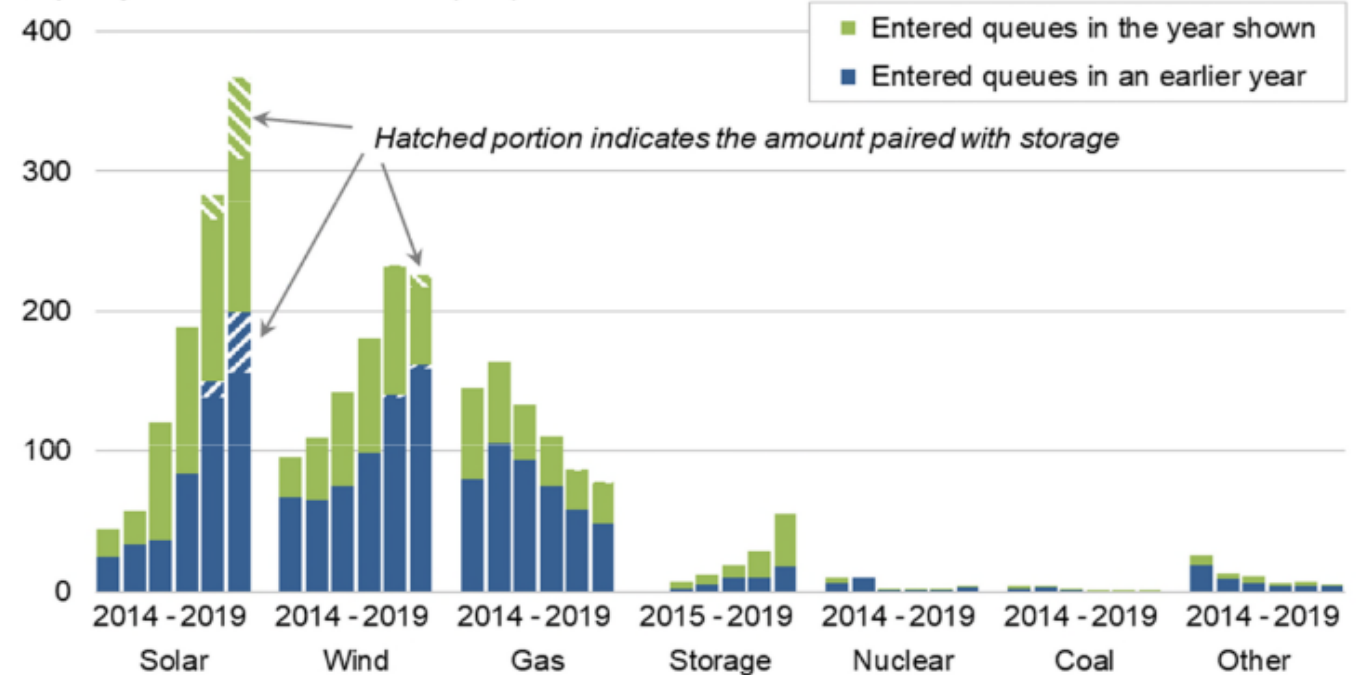


Note: Numbers within states represent MegaWatts of cumulative installed wind capacity and, in brackets, annual additions in 2019.

Source: AWEA WindIQ, Berkeley Lab

Wind Project Locations

Capacity in Queues at Year-End (GW)



Source: Berkeley Lab review of interconnection queues

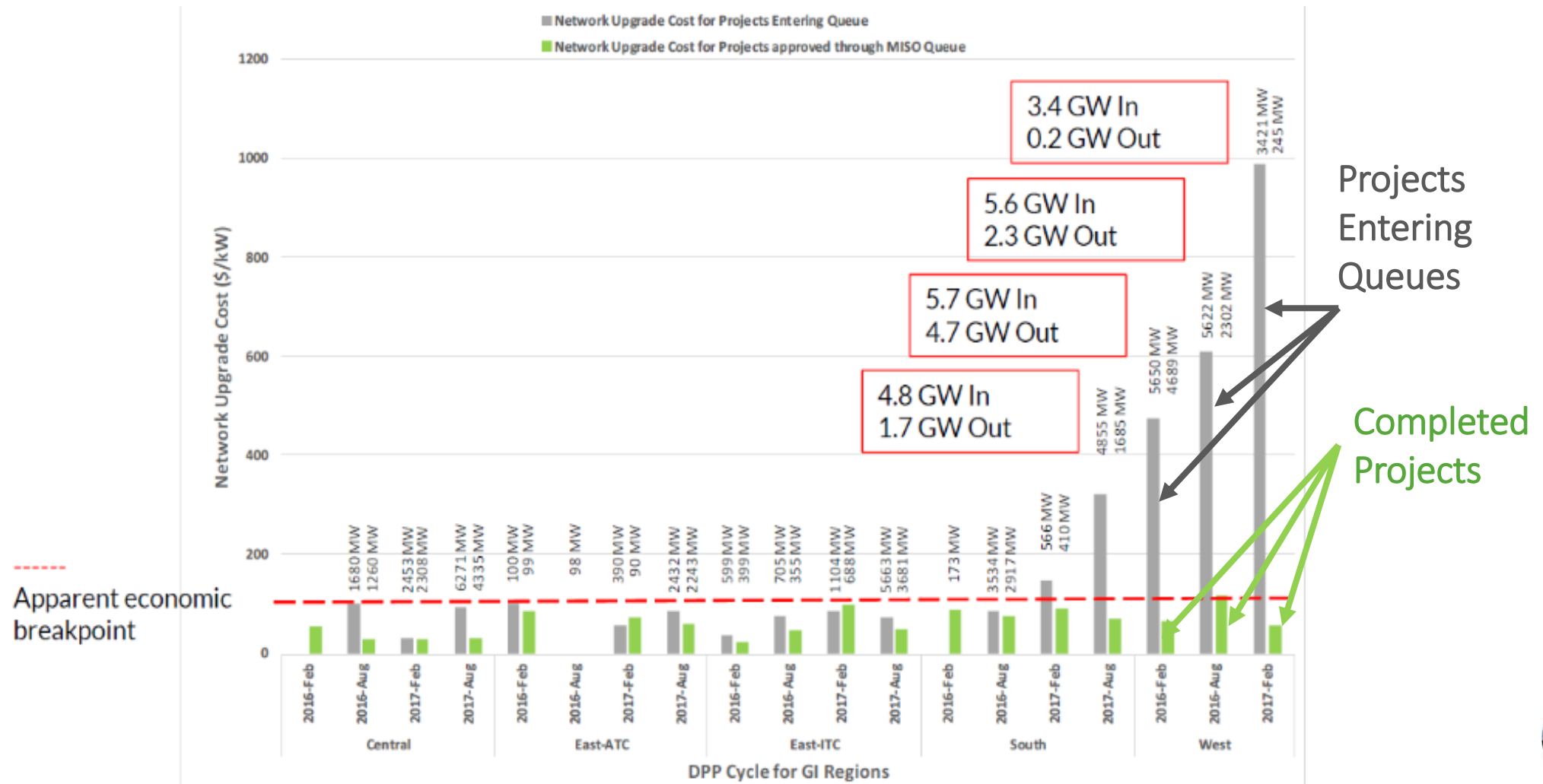
Note: Not all of this capacity will be built

Projects Entering Interconnection Queues

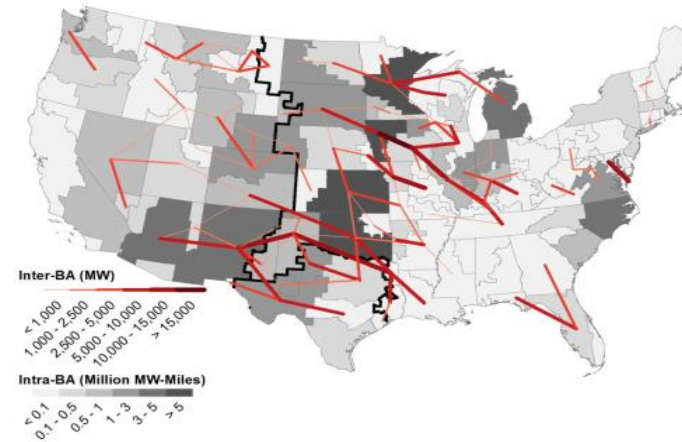
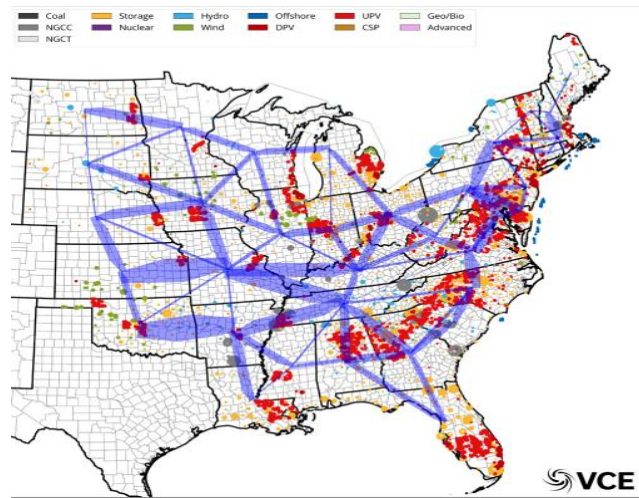


...resulting in massive network upgrade costs

Planning a HV network through an interconnection process is a bad idea

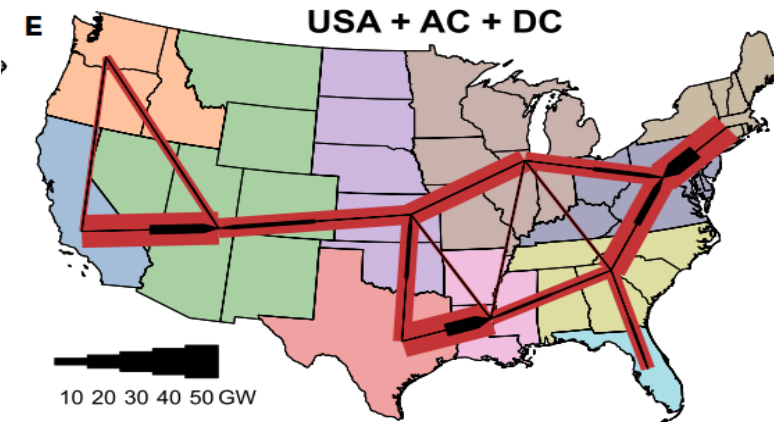
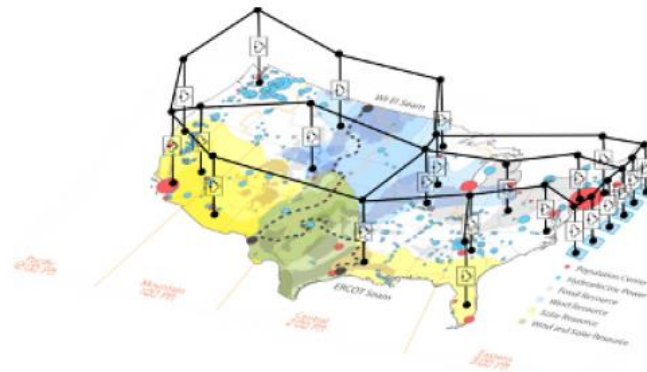


Goal: Enable 10s of GWs of power transfer back and forth across and between regions



<https://www.nrel.gov/analysis/re-futures.html>

<https://cleanenergygrid.org/wp-content/uploads/2020/10/Consumer-Employment-and-Environmental-Benefits-of-Transmission-Expansion-in-the-Eastern-U.S..pdf>



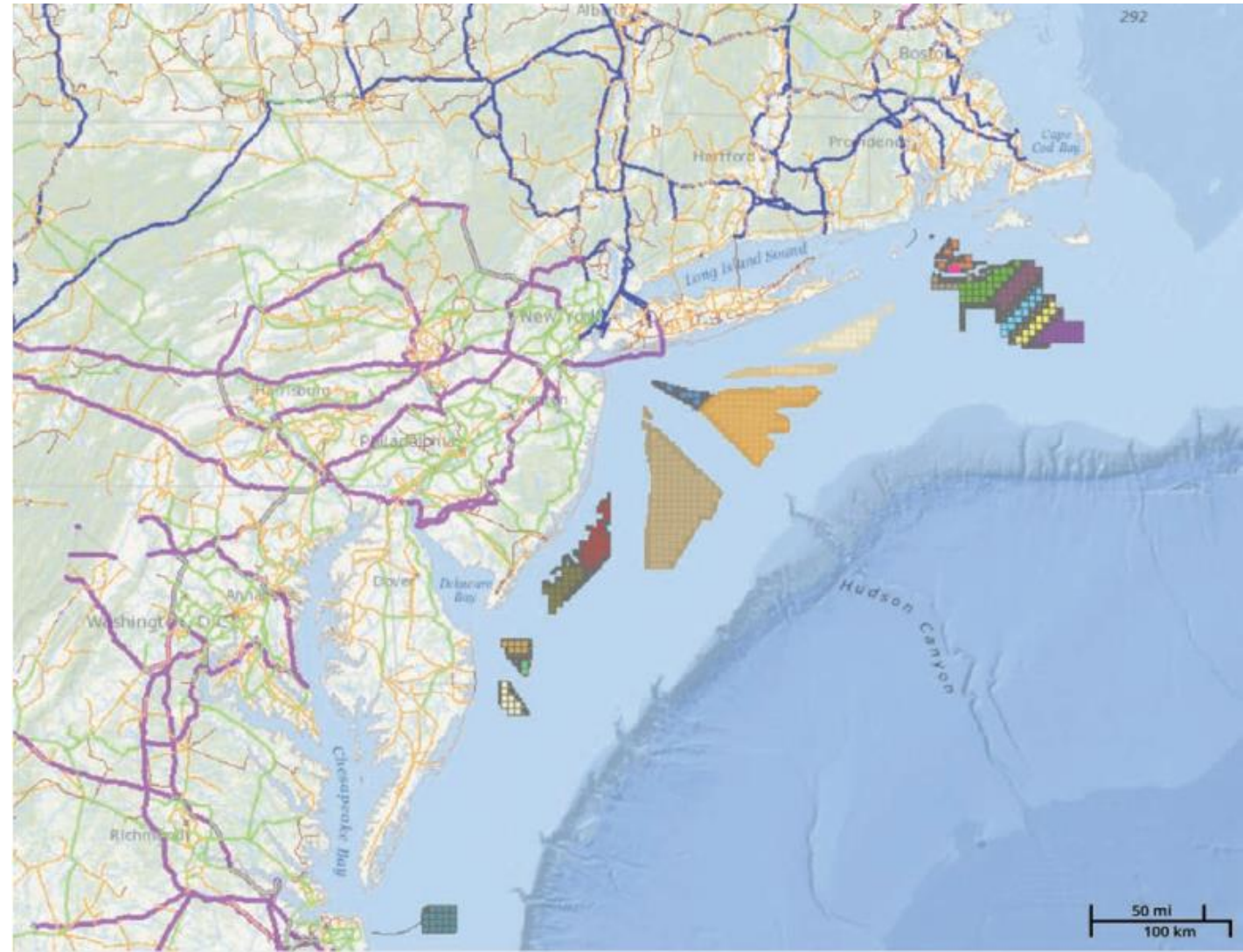
<https://cleanenergygrid.org/wp-content/uploads/2020/11/Macro-Grids-in-the-Mainstream-1.pdf>

[https://www.cell.com/joule/fulltext/S2542-4351\(20\)30557-2](https://www.cell.com/joule/fulltext/S2542-4351(20)30557-2)



Offshore too!

- 30 GW in state plans
- Over 100 GW if the Northeast states decarbonize
- Provides diversity along West Coast as well
- High capacity value
- Transmission needed to efficiently access



First, get the most out of the existing grid

with Grid-Enhancing Technologies (GETs)

- GETs are VERY low cost, \$0.5k - \$25m
- GETs are deployable in MONTHS
- GETs are scalable
- GETs are modular
- GETs are mobile and re-deployable

- GET some GETs!

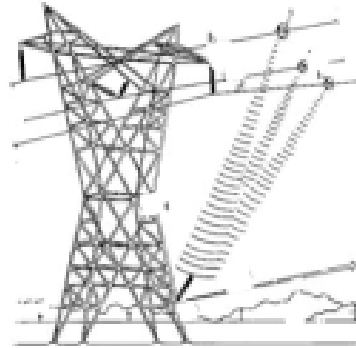


Grid-Enhancing Technologies

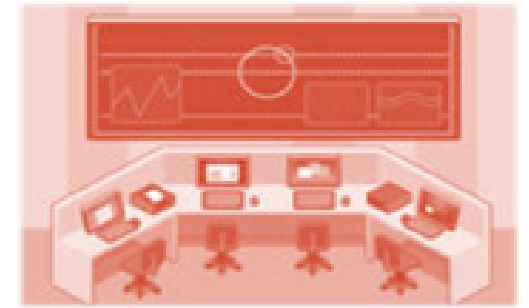
Advanced Power
Flow Control



Dynamic Line Rating



Advanced Topology Control



www.watt-transmission.org

WATT Coalition Working for Advanced Transmission Technologies

Ampacimon
Smart solutions for a dynamic grid

LINDSEY


LINEVISION

 newgrid

SMART  WIRES

windsim



Transmission Plans Enabled ½ of US Wind Capacity

~110 GW installed in US

Transmission plan	Wind Capacity Enabled (GW)
Tehachapi CA	4.5
Texas CREZ	14.5
MISO MVP	14
SPP Priority Projects, Balanced Portfolio	6
CO+ME+NV+PAC+BPA	10
Total	49

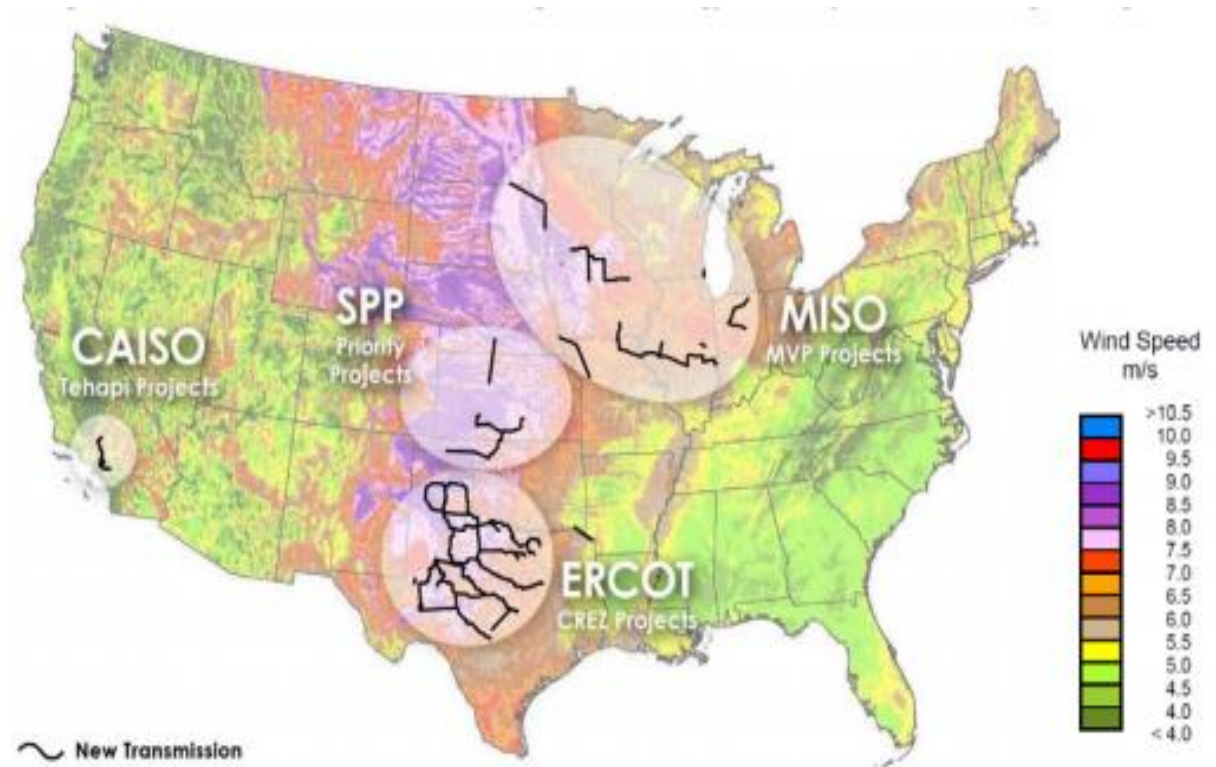
Source: Grid Strategies estimates



BIG TRANSMISSION CAN BE BUILT!

Recent US Large-Scale Expansions

- MISO MVP, SPP priority projects, ERCOT CREZ
- 3:1 Benefit-Cost ratios
- Winning formula:
 - Pro-active multi-benefit planning
 - Broad, beneficiary pays allocation



FERC planning orders increasing regionalization

- Policy Statement on Regional Transmission Groups (RTGs) (1993)
- Order No. 888 (1996)
- Order No. 2000 (1999)
- Order No. 890 (2007)
- Order No. 1000 (2011)
- Order No. ??? (2021?)



Current transmission deficiencies

- Almost no inter-regional lines being planned
- Evolving resource mix, consumer demand, public policies, interconnection queues not being considered
- Competitive process can hinder as much as help development
- Narrow purpose planning reigns
- Reactive, not pro-active
- Grid-Enhancing Technologies ignored
- Deterministic
- Almost all transmission investment is local



Next FERC Planning Order?

- Multi-benefit planning
- Public policies
- Utility resource plans
- Consumer resource plans
- Gen. interconnection queues
- Electrification estimates
- Carbon regulation estimates
- Multi-region RTO/process
- Congestion reduction
- Efficiencies across seams
- Resilience (low probability high impact scenarios)
- Scenarios and probabilities
- Grid operations as well as infrastructure
- Benefit-cost analysis

