










# MEMBERSHIP DUES STRUCTURE

Category is based on annual gross revenues or annual operating budget, whichever is larger.

CATEGORY	DESCRIPTION	ANNUAL DUES												
<b>Category I</b>	Under \$10 million	\$1500												
<b>Category II</b>	Between \$10 and \$100 million	\$3000												
<b>Category III</b>	Between \$100 and \$400 million	\$5000												
<b>Category IV</b>	Over \$400 million	\$7500												
<b>Holding Company</b>	Maximum for holding company with multiple subsidiaries	\$8500												
<b>Sustaining Member</b>	Special members that support the mission of the organization at:													
	<table border="1"> <thead> <tr> <th>Platinum</th> <th>Gold</th> <th>Silver</th> <th>Bronze</th> </tr> </thead> <tbody> <tr> <td>\$400k+/yr</td> <td>\$200 - 399k /yr</td> <td>\$50 - 199k /yr</td> <td>\$20 - 49k /yr</td> </tr> <tr> <td></td> <td></td> <td></td> <td></td> </tr> </tbody> </table>	Platinum	Gold	Silver	Bronze	\$400k+/yr	\$200 - 399k /yr	\$50 - 199k /yr	\$20 - 49k /yr					
Platinum	Gold	Silver	Bronze											
\$400k+/yr	\$200 - 399k /yr	\$50 - 199k /yr	\$20 - 49k /yr											
														
<b>Associate</b>	For individuals not associated with any organization that could otherwise join as a Regular Member (non-voting)	\$500												
<b>Student</b>	For student of an accredited educational organization that is not otherwise a Regular Member (non-voting)	Free												

A Regular Member is any utility, RTO/ISO, corporation, association, non-profit or other entity that pays dues based on its annual gross revenues or annual operating budget, whichever is larger.

Associate and Student Members have all rights and privileges of members except a vote.